

10 to 1200 Watt Solar

12 or 24 Volt

20 to 1000 Amp-hr

Learning from the thousands of custom systems we have designed, our experienced engineers have developed the **Power Ready Express** line. We use the same quality components to provide standard system configurations to get you the system you need as quickly as possible. We are able to ship from multiple locations in the United States to reduce lead time, getting your robust system to you in a timely manner.

The SunWize Power Ready Express (PRE) are built using superior craftsmanship and attention to detail. We have developed a wide range of systems to cover most of the standard applications for remote power systems from 10 to 1200 Watts of solar array. Some assembly is required, however, we offer a complete installation guide, labels, and visual aids to walk you through the process.



SYSTEM FEATURES:

- Operating temperature -30°C to +50°C
- Batteries rated for 500+ cycles
- Installation guide
- QC testing performed on 100% of control panels
- Side-of-Pole or Top-of-Pole Mount Option
- Simple and well-proven design
- Fits most poles
- Optional PRE Accessories

Solar Modules	Class 1 Div 2 or Economy
Array Size	10W to 1200W
Sealed Battery	Premium Gel or AGM
Battery Capacity	20Ah to 1000Ah at C/100
Mounts	Side-of-Pole or Top-of-Pole
Pole Sizes	2" to 10" Diameter Sch. 40
Enclosures (NEMA3R)	Aluminum Powder Coated
Features	Rainproof, Knockouts, Ventilation
PRE Control Panels	Charge Controller Pre-installed
Features	U.S.A. QC Tested



Did You Know?
SunWize Power Ready Express Systems
typically ship within 5 days!



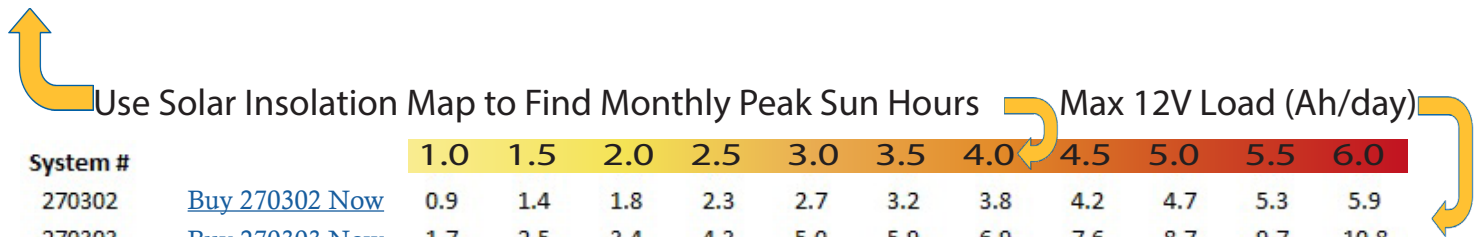
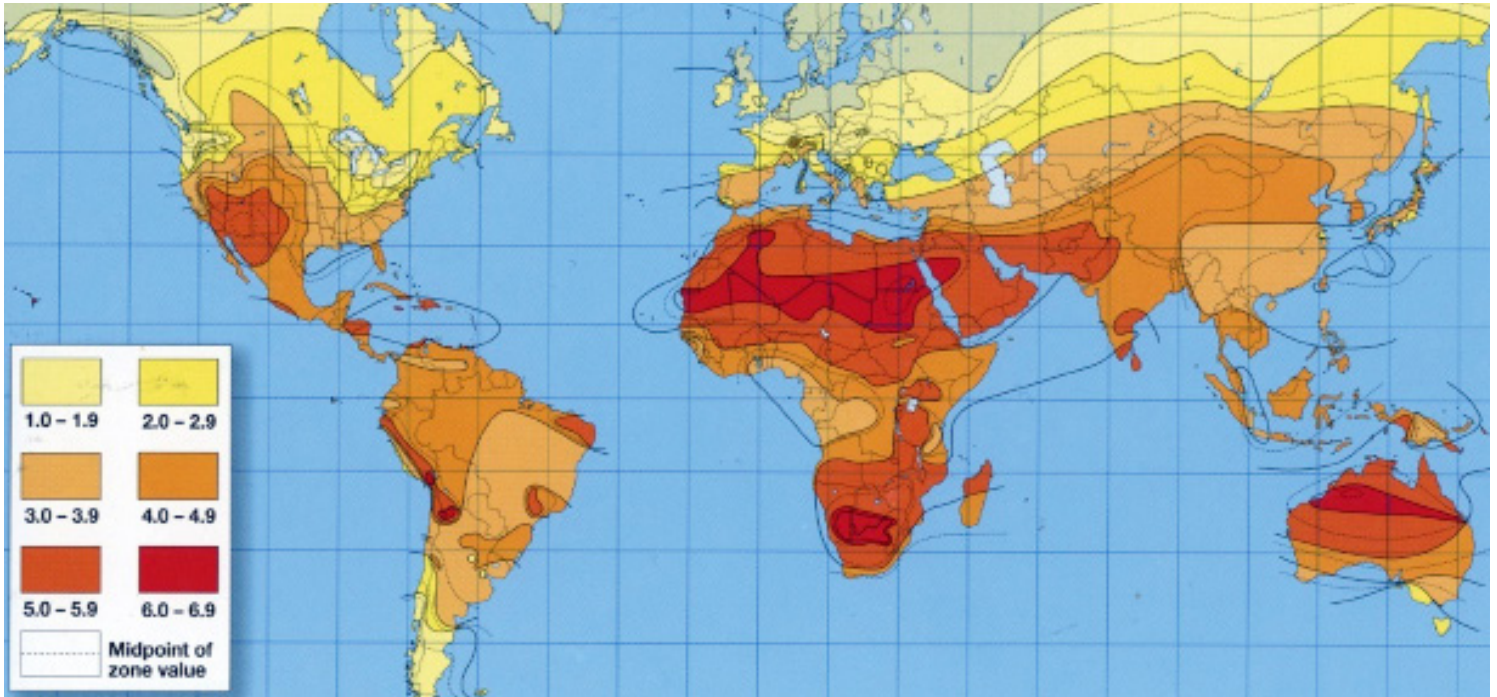
SunWize® Power & Battery

12V DC Power Ready Express



The insolation map is used to ensure that your system will perform as advertised in your location. The Power Ready Express line is built for endurance and reliable operation in the worst case weather conditions. You can easily narrow down the system you need by first looking at the monthly peak sun hours in your region and then identifying the Ah/day you need for your 12V load.

Have questions? [Reach out to us via chat](#) or
give us a call at (866) 827-6527



System #		Max 12V Load (Ah/day)											
		1.0	1.5	2.0	2.5	3.0	3.5	4.0	4.5	5.0	5.5	6.0	
270302	Buy 270302 Now	0.9	1.4	1.8	2.3	2.7	3.2	3.8	4.2	4.7	5.3	5.9	
270303	Buy 270303 Now	1.7	2.5	3.4	4.3	5.0	5.9	6.9	7.6	8.7	9.7	10.8	
270304	Buy 270304 Now	2.6	3.9	5.1	6.4	7.5	8.9	10.4	11.4	13.1	14.7	16.2	
270305	Buy 270305 Now	3.3	5.0	6.7	8.4	9.8	11.5	13.6	15.0	17.1	19.2	21.2	
270308	Buy 270308 Now	4.7	7.0	9.4	11.8	14.0	16.5	19.3	21.4	24.2	27.0	29.9	
270310	Buy 270310 Now	6.4	9.5	12.6	15.8	18.0	21.5	25.4	28.0	31.8	36.3	40.1	
270313	Buy 270313 Now	8.5	12.6	16.3	20.1	23.3	27.5	32.4	35.1	40.8	47.7	53.6	
270314	Buy 270314 Now	9.9	14.7	18.9	23.2	25.9	31.3	37.1	39.9	46.6	53.0	60.5	
270315	Buy 270315 Now	10.0	14.3	19.0	24.4	27.8	33.2	38.8	43.2	48.9	54.8	60.5	
270316	Buy 270316 Now	12.7	19.1	25.4	31.8	38.2	44.5	50.9	57.2	63.6	70.0	76.3	
270318	Buy 270318 Now	15.8	22.8	30.4	38.4	45.2	54.2	62.6	70.1	78.5	87.9	96.1	
270319	Buy 270319 Now	19.5	29.2	39.0	48.8	58.5	68.3	78.0	87.8	97.5	107.2	117.0	
270320	Buy 270320 Now	26.0	36.0	46.7	60.2	65.4	79.9	97.5	106.1	122.3	137.2	155.4	




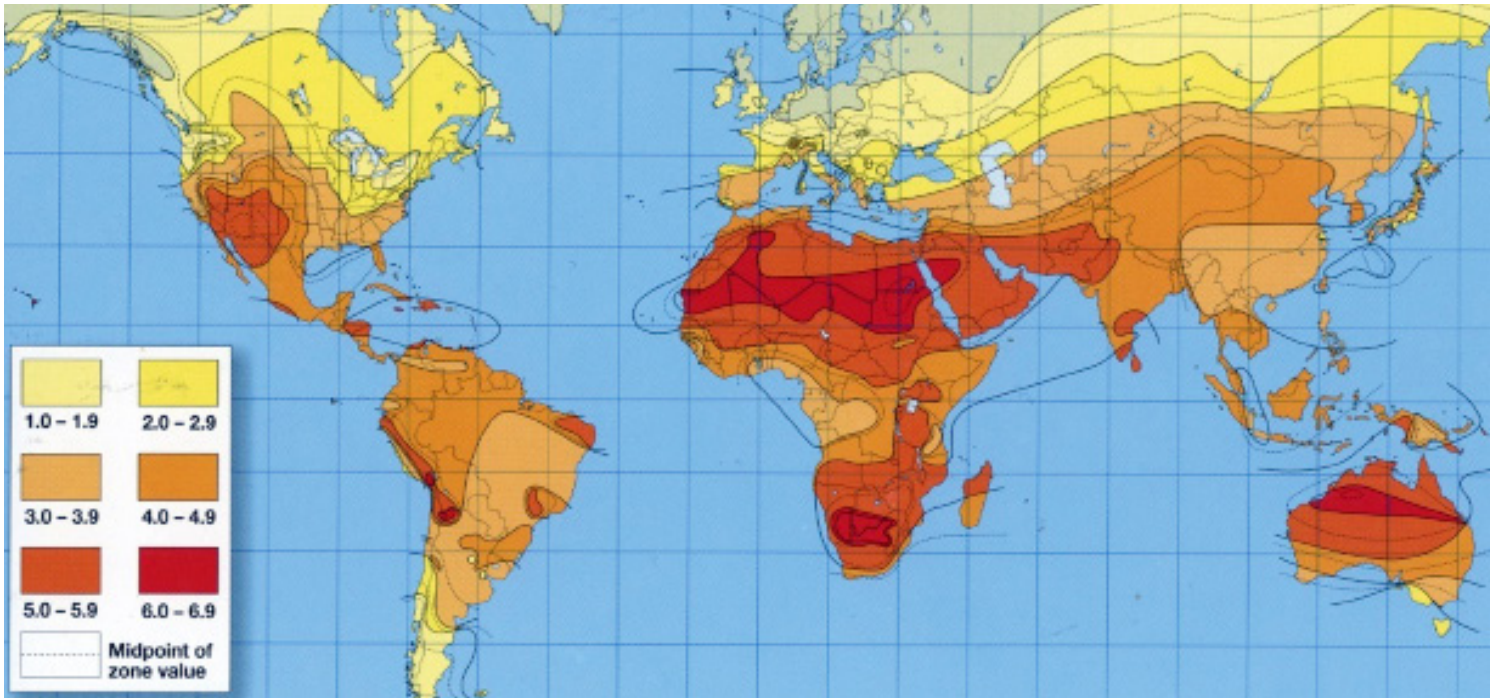
SunWize® Power & Battery

24V DC Power Ready Express



The insolation map is used to ensure that your system will perform as advertised in your location. The Power Ready Express line is built for endurance and reliable operation in the worst case weather conditions. You can easily narrow down the system you need by first looking at the monthly peak sun hours in your region and then identifying the Ah/day you need for your 24V load.

Have questions? [Reach out to us via chat](#) or
give us a call at (866) 827-6527



Use Solar Insolation Map to Find Monthly Peak Sun Hours Max 24V Load (Ah/day)

System #		1.0	1.5	2.0	2.5	3.0	3.5	4.0	4.5	5.0	5.5	6.0
270321	Buy 270321 Now	0.2	0.3	0.4	0.6	0.7	0.8	1.0	1.1	1.2	1.4	1.5
270322	Buy 270322 Now	0.5	0.7	0.9	1.1	1.4	1.6	1.9	2.2	2.4	2.7	2.9
270323	Buy 270323 Now	0.9	1.4	1.8	2.3	2.7	3.2	3.8	4.2	4.7	5.3	5.9
270324	Buy 270324 Now	1.7	2.5	3.4	4.3	5.0	5.9	6.9	7.6	8.7	9.7	10.8
270325	Buy 270325 Now	2.6	3.9	5.1	6.4	7.5	8.9	10.4	11.4	13.1	14.7	16.2
270326	Buy 270326 Now	3.3	5.0	6.7	8.4	9.8	11.5	13.6	15.0	17.1	19.2	21.2
270329	Buy 270329 Now	4.7	7.0	9.4	11.8	14.0	16.5	19.3	21.4	24.2	27.0	29.9
270332	Buy 270332 Now	6.8	10.1	13.2	16.5	19.2	22.6	26.7	29.3	33.5	38.3	42.5
270346	Buy 270346 Now	12.7	19.1	25.4	31.8	38.2	44.5	50.9	57.2	63.6	70.0	76.3
270338	Buy 270338 Now	14.5	21.0	27.9	35.4	41.5	49.7	57.5	64.3	72.0	80.6	88.2
270339	Buy 270339 Now	15.8	22.8	30.4	38.4	45.2	54.2	62.6	70.1	78.5	87.9	96.1
270340	Buy 270340 Now	19.5	29.2	39.0	48.8	58.5	68.3	78.0	87.8	97.5	107.2	117.0
270341	Buy 270341 Now	26.0	36.0	46.7	60.2	65.4	79.9	97.5	106.1	122.3	137.2	155.4

