

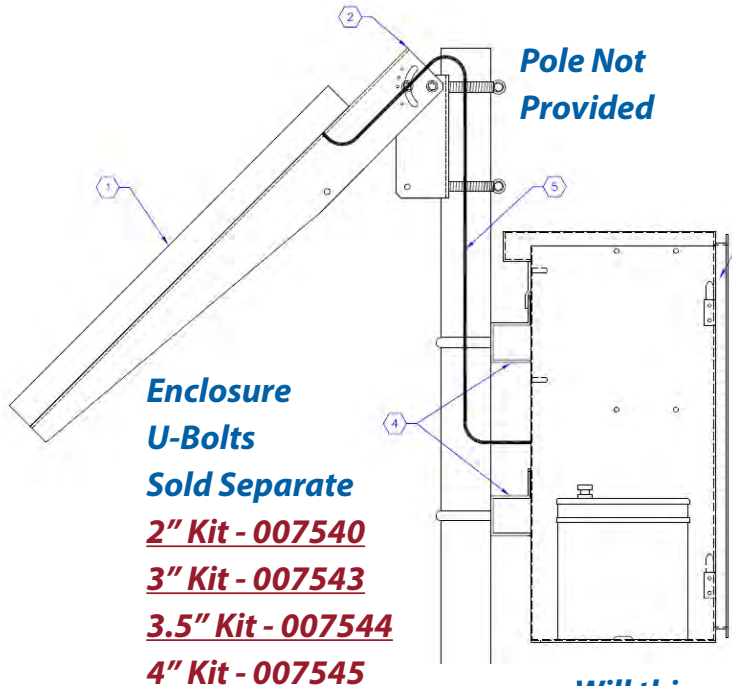
PRE-40-12-70-FPWA-101

40 Watt Array / 12-Volt / 70 Amp-hr

270303

SunWize Power and Battery has developed the Power Ready Express line to provide standard system configurations through use of our pre-wired control panels. We are able to stock the standard control panels to reduce lead time, reduce custom engineering and provide you a robust system with reliable components for a long lived system.

Systems that require larger solar arrays, converters, inverters or other custom configurations are still available through our standard Power Ready packages. Please contact us for your larger or custom system needs.



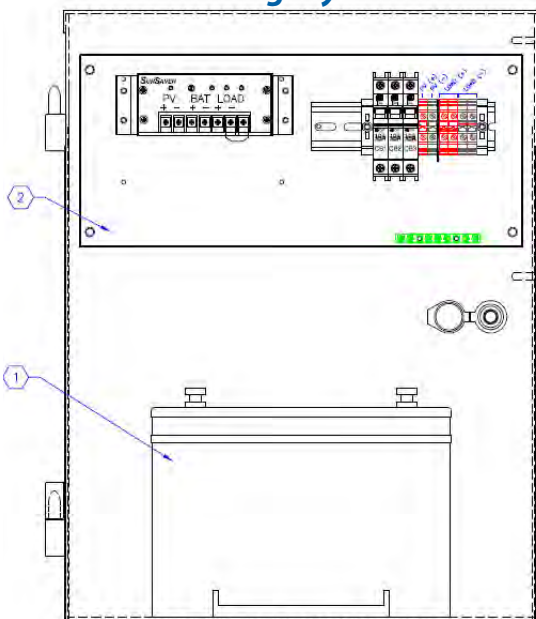
SYSTEM FEATURES:

- 40W solar array on a side-of-pole mount
- NEMA 3R, white-powder-coated outdoor aluminum enclosure
- 12V deep cycle Gel battery
- Pre-wired solar control panel with circuit breakers for easy disconnects & maintenance
- 15 ft tray cable output
- Installation manual and wiring diagram
- Factory QC testing performed on all systems
- Systems sized to IEEE 1562 specifications

Will this system run your load? Use our Design Tool to find out!

<https://www.sunwize.com/pre-design-tool/>

Pole-Mounting Style Enclosure



**WILL POWER
CONTINUOUS
LOADS UP TO
5W**

Don't see exactly what you need? We can customize any system to your exact needs, call us to get a quote

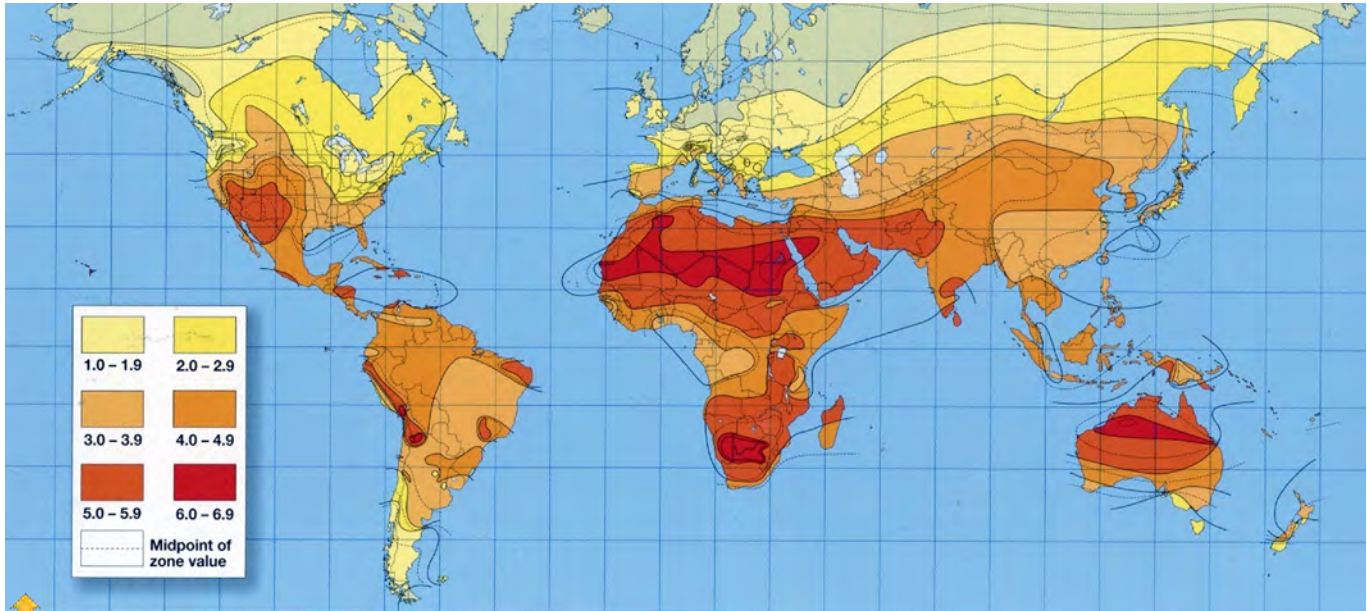
1-866-827-6527



*Telecom / Oil & Gas / Sensor Monitoring
Scada / Lighting / Security / Much More!*



The world insolation map, showing the peak daily sun hours for the worst case month, is used to design a system for your equipment location. The PRE-40-12-70-FPWA-101 is built for reliable operation in the worst case weather conditions. Our systems are designed for a Loss of Load Probability (LOLP) of less than 0.1% for the worst month.



Use Solar Insolation Map to Find Monthly Peak Sun Hours Load Limit AH / day

System #	12V System Specifier	Enclosure	1.0	1.5	2.0	2.5	3.0	3.5	4.0	4.5	5.0	5.5	6.0
270303	PRE-40-12-70-FPWA-101	F1/M1-31	1.7	2.5	3.4	4.3	5.0	5.9	6.9	7.6	8.7	9.7	10.8

Load Conversion Example: $5W$ continuous load, $5.0W/12.63V = 0.40A * 24Hr = 9.5 AH / day$

→ This corresponds to a reliable system in zones with 5.5+ sun hours

Technical Specifications

12V

Solar Module	017098
Model	SWPB 40W
Module Qty	1
Array Size	40W
Sealed Battery (GEL)	002817
Model	MK 8G34-DEKA
Battery Qty	1
Battery Bank Capacity	70Ah at C/100
Control Panel	230032
Controller (PWM)	Morningstar SS-6L-12V
Mount (Side-of-Pole)	007985 (requires assembly)
Rail Length	27"
Pole Size	2"-4"
Mount Windspeed	110MPH Exposure C, ASCE 7.05
Enclosure (NEMA3R)	004154 or 260012
Model	F1 or M1-31
Dimensions, Weight	21"H x 16"W x 9"D, 25lbs

General Features	
Operating Temperature	-30°C to +50°C
VRLA Battery Life	Rated for 500 cycles at 80% DoD
Electrical Safety	NEC Compliant Circuit Protection



Pre-wired 230032 Control Panel with SS-6L-12V

